

# Activities

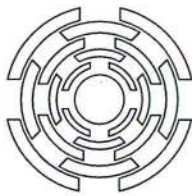
Monday 1st June

Dinosaur  
Bone  
Dig



Tuesday 2nd June

Mazes




Wednesday 3rd June

Sit outside  
and draw the  
animals/bugs  
you see



Thursday 4th June

Mindful  
colouring  
in



Friday 5th June

Rainbow scavenger  
hunt outside



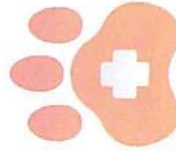
Saturday 6th June

Backyard  
camp out - this  
can happen  
during the day  
or night



Sunday 7th June

Imaginative play - Vet clinic



**Remember we are just  
a call/message away if  
you need anything.  
0428 736 961**


We are  
only a  
phone call  
away!

FAMILY HAVEN





MooRooPNA













# Veterinarian's Checklist

Pet name \_\_\_\_\_

Circle the type of animal:



dog cat fish hamster turtle pig

Are these body parts ok?

Ears		<input type="checkbox"/> Yes	<input type="checkbox"/> No
Eyes		<input type="checkbox"/> Yes	<input type="checkbox"/> No
Heart		<input type="checkbox"/> Yes	<input type="checkbox"/> No
Nose		<input type="checkbox"/> Yes	<input type="checkbox"/> No
Paws		<input type="checkbox"/> Yes	<input type="checkbox"/> No
Tail		<input type="checkbox"/> Yes	<input type="checkbox"/> No

Circle how you will fix it:



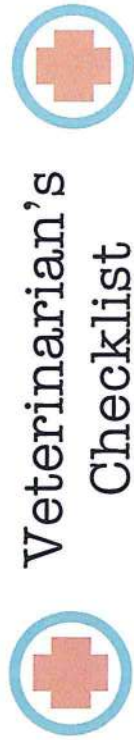
Bandaid



Medicine



Shot



# Veterinarian's Checklist

Pet name \_\_\_\_\_

Circle the type of animal:



dog cat fish hamster turtle pig

Are these body parts ok?

Ears		<input type="checkbox"/> Yes	<input type="checkbox"/> No
Eyes		<input type="checkbox"/> Yes	<input type="checkbox"/> No
Heart		<input type="checkbox"/> Yes	<input type="checkbox"/> No
Nose		<input type="checkbox"/> Yes	<input type="checkbox"/> No
Paws		<input type="checkbox"/> Yes	<input type="checkbox"/> No
Tail		<input type="checkbox"/> Yes	<input type="checkbox"/> No

Circle how you will fix it:



Bandaid



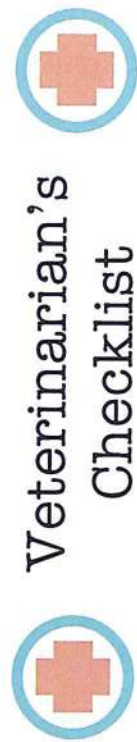
Medicine



Shot



# Veterinarian's Checklist



# Veterinarian's Checklist

Pet name \_\_\_\_\_

Pet name \_\_\_\_\_

Circle the type of animal:

Circle the type of animal:



Are these body parts ok?

Are these body parts ok?

Ears		<input type="checkbox"/> Yes	<input type="checkbox"/> No
Eyes		<input type="checkbox"/> Yes	<input type="checkbox"/> No
Heart		<input type="checkbox"/> Yes	<input type="checkbox"/> No
Nose		<input type="checkbox"/> Yes	<input type="checkbox"/> No
Paws		<input type="checkbox"/> Yes	<input type="checkbox"/> No
Tail		<input type="checkbox"/> Yes	<input type="checkbox"/> No

Ears		<input type="checkbox"/> Yes	<input type="checkbox"/> No
Eyes		<input type="checkbox"/> Yes	<input type="checkbox"/> No
Heart		<input type="checkbox"/> Yes	<input type="checkbox"/> No
Nose		<input type="checkbox"/> Yes	<input type="checkbox"/> No
Paws		<input type="checkbox"/> Yes	<input type="checkbox"/> No
Tail		<input type="checkbox"/> Yes	<input type="checkbox"/> No

Circle how you will fix it:


Circle how you will fix it:

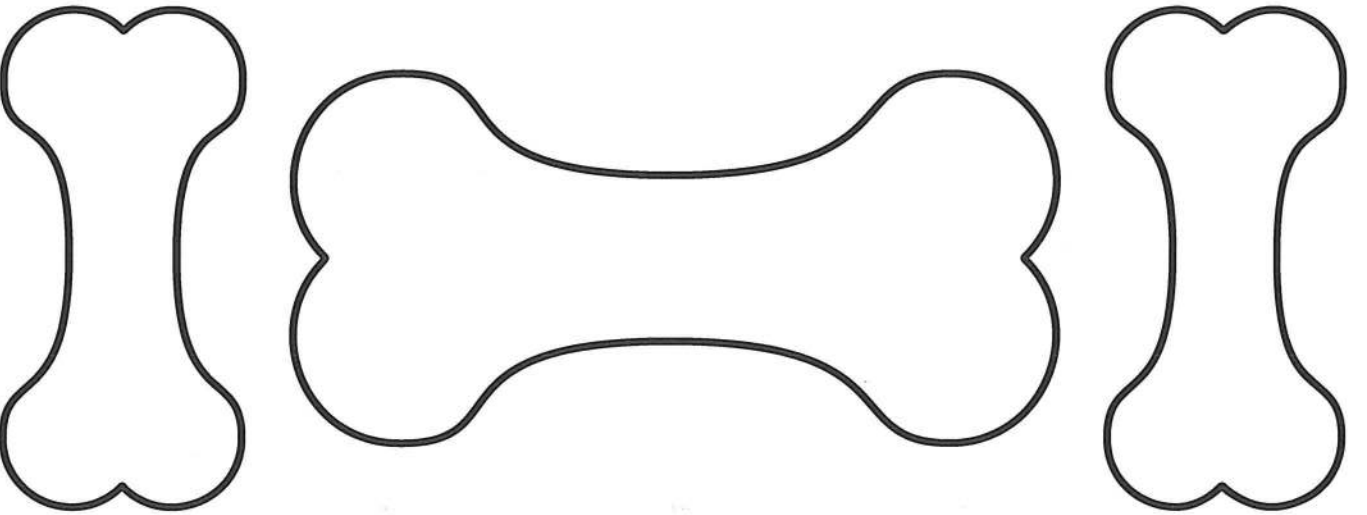
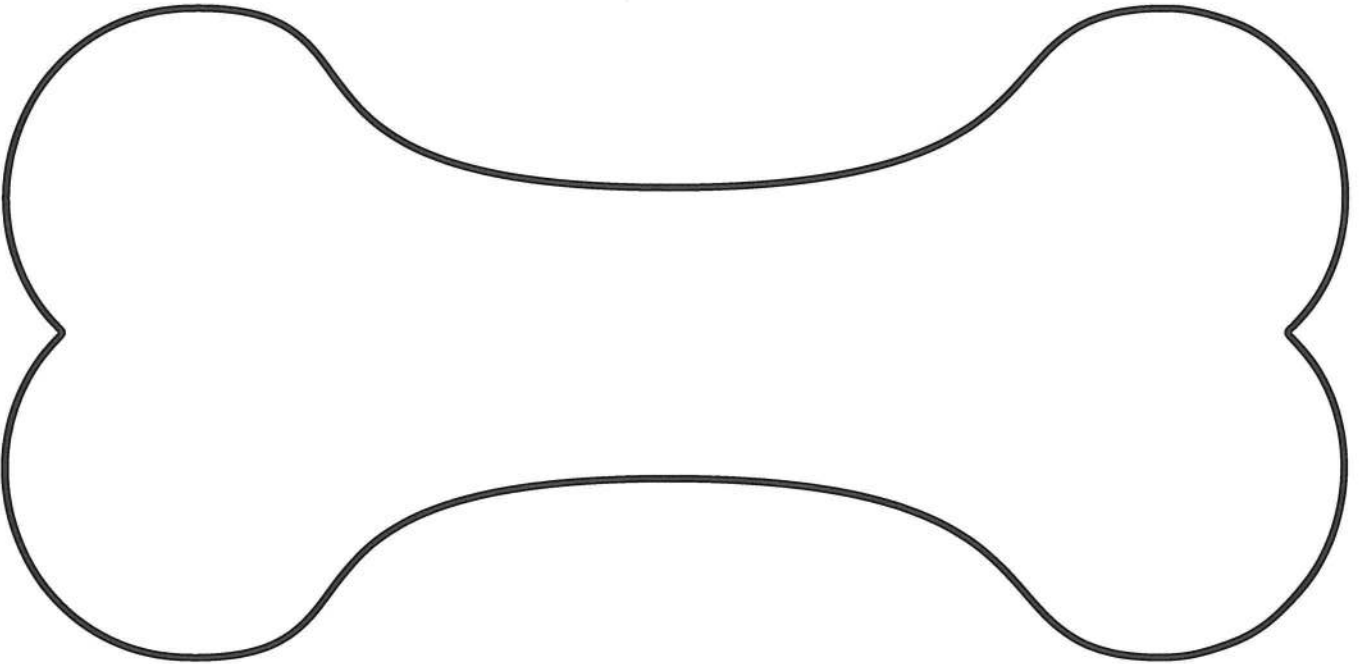
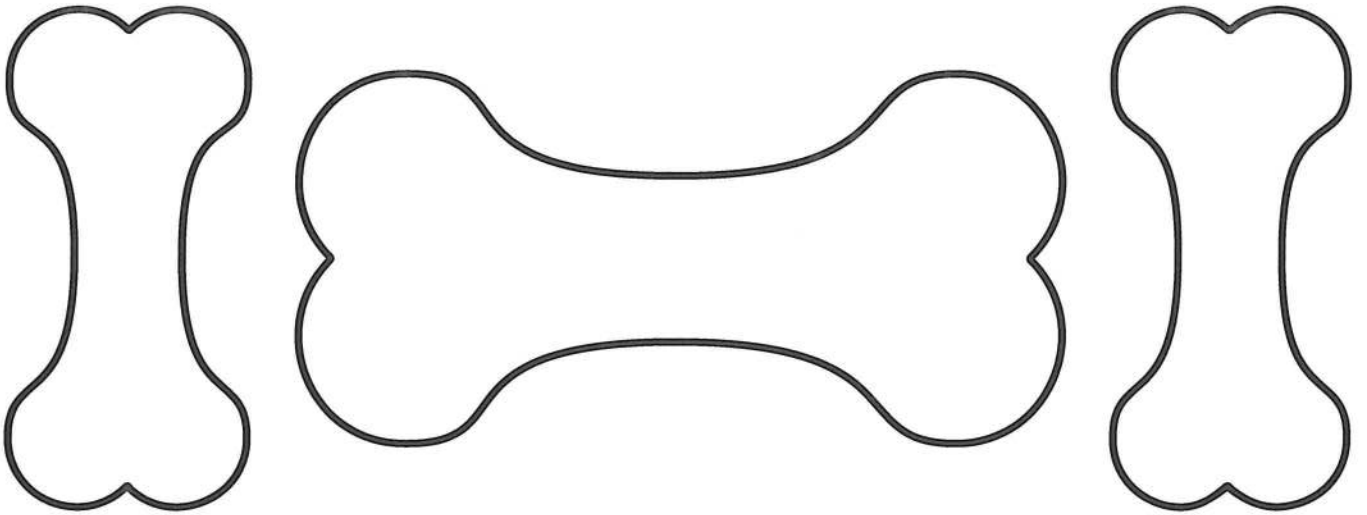


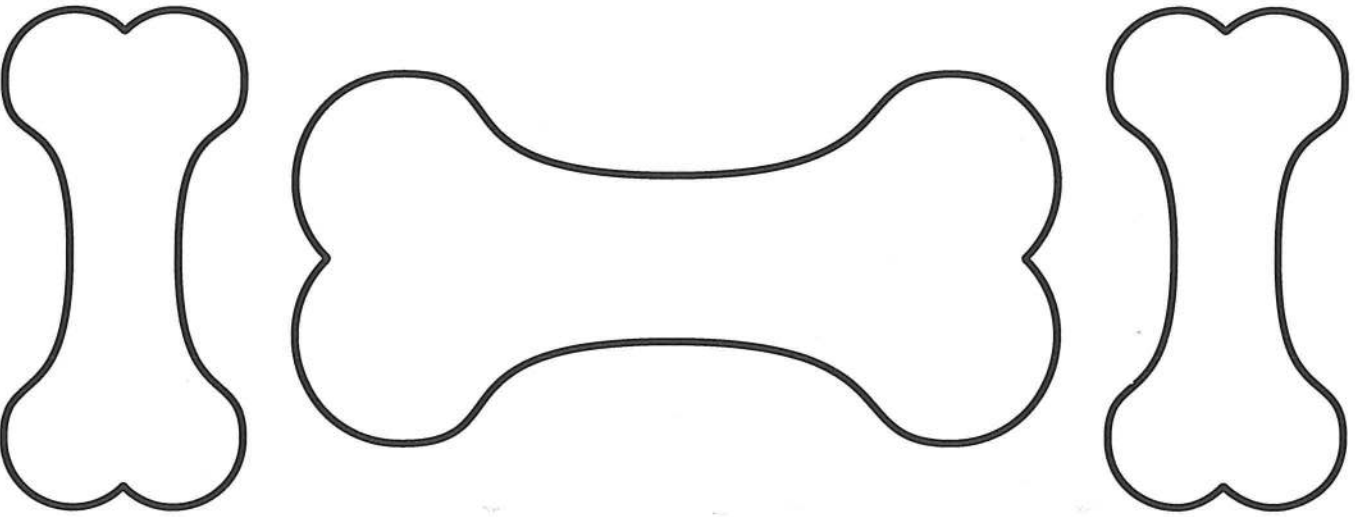
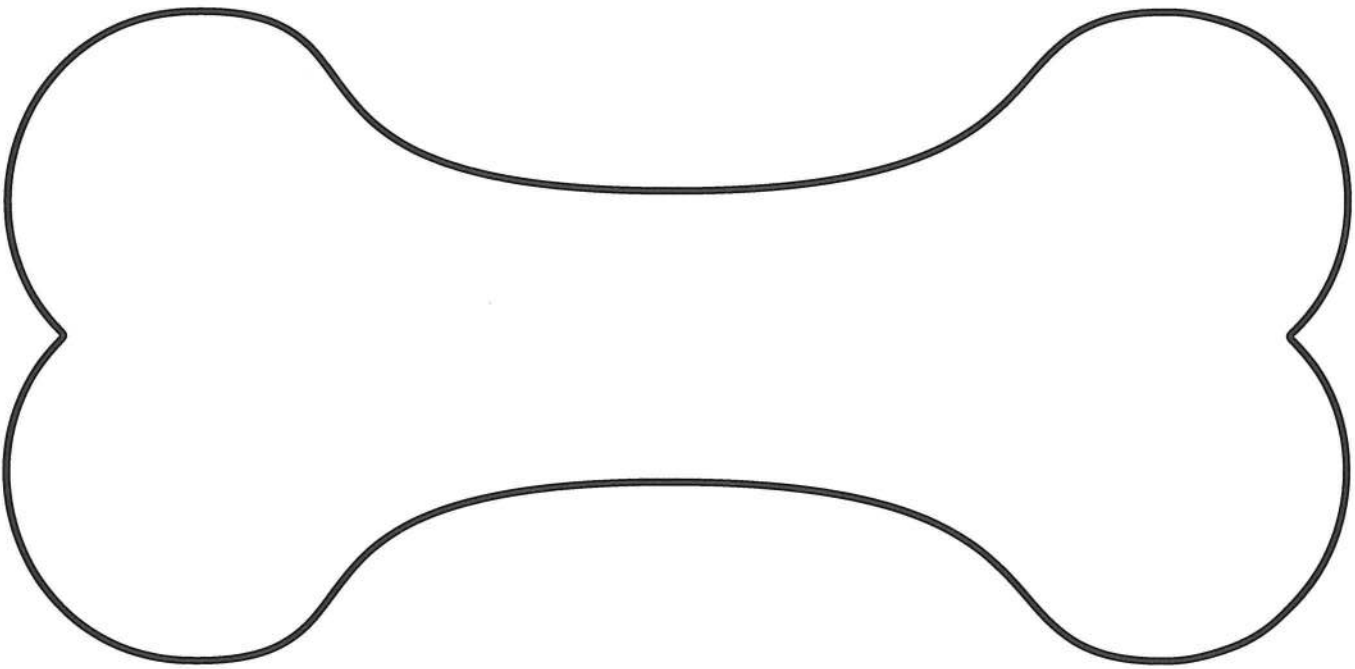
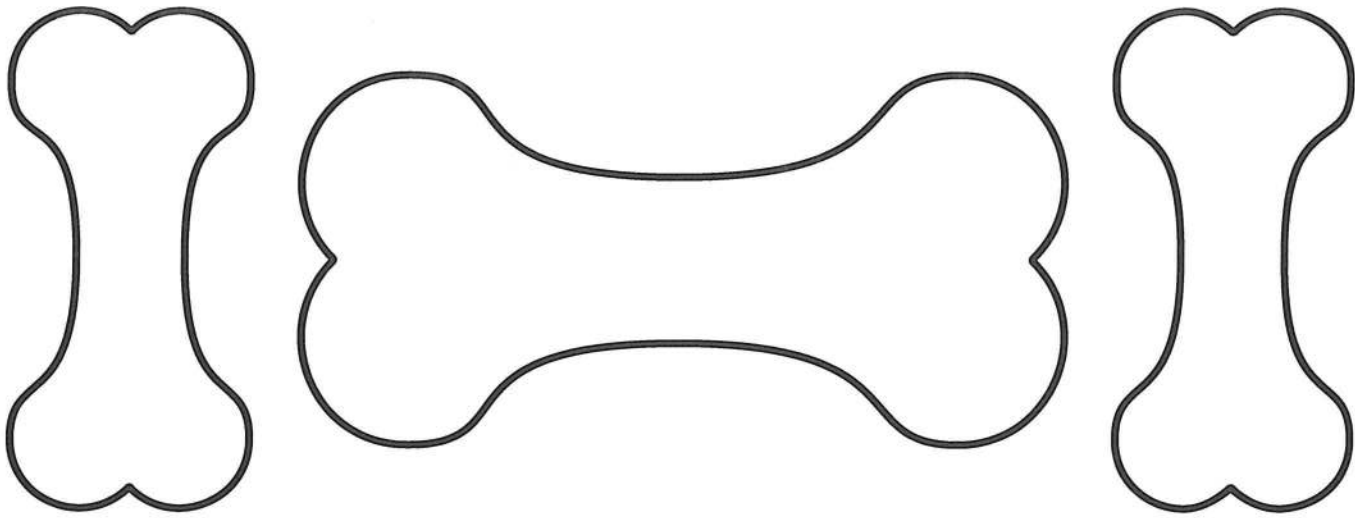



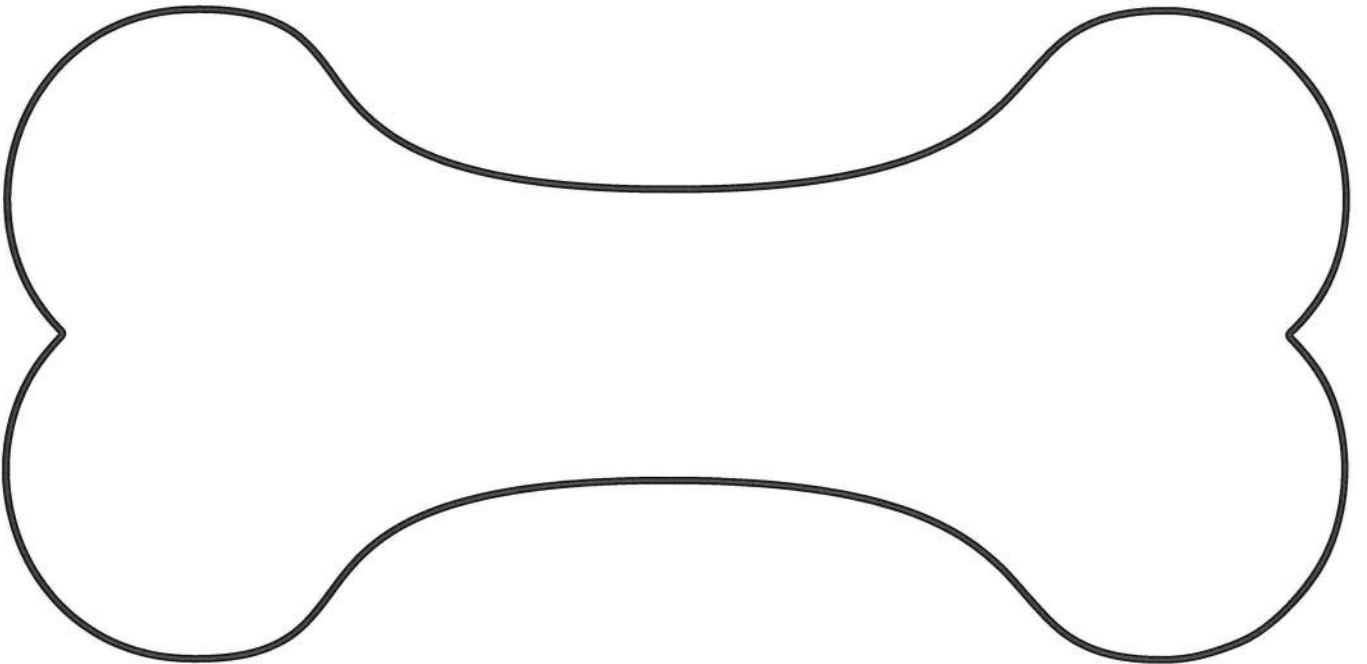
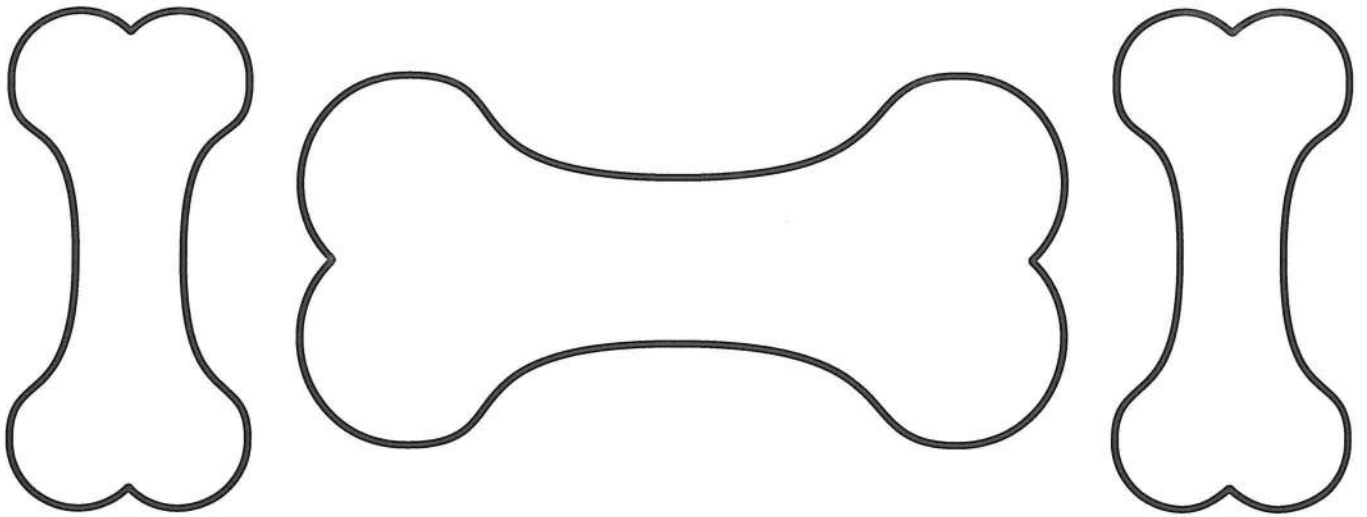
# DINOSAUR DIG

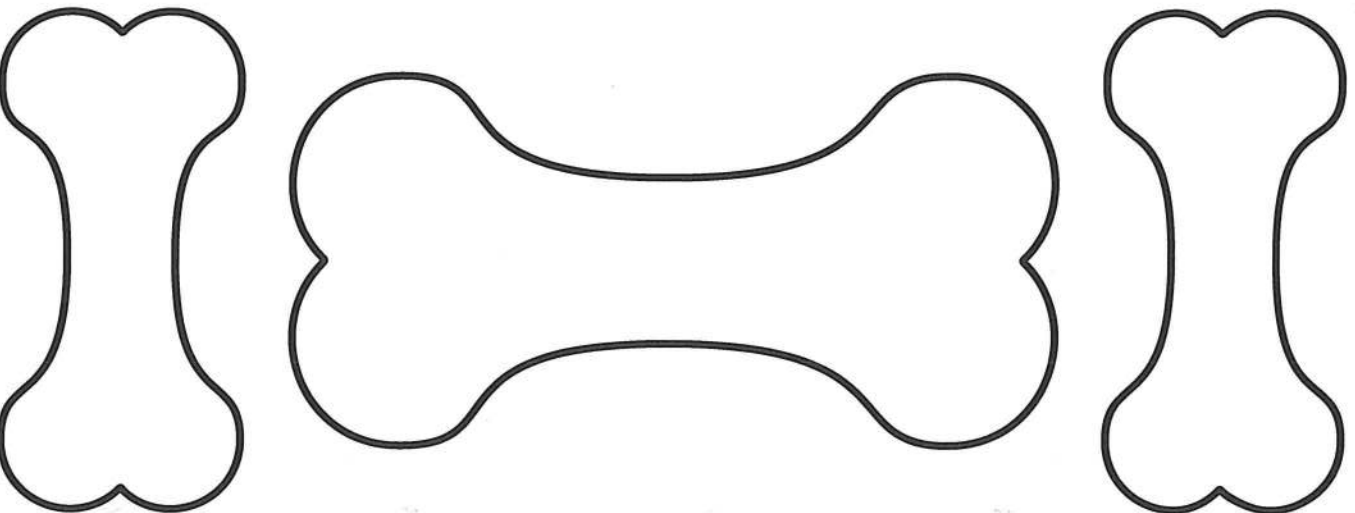
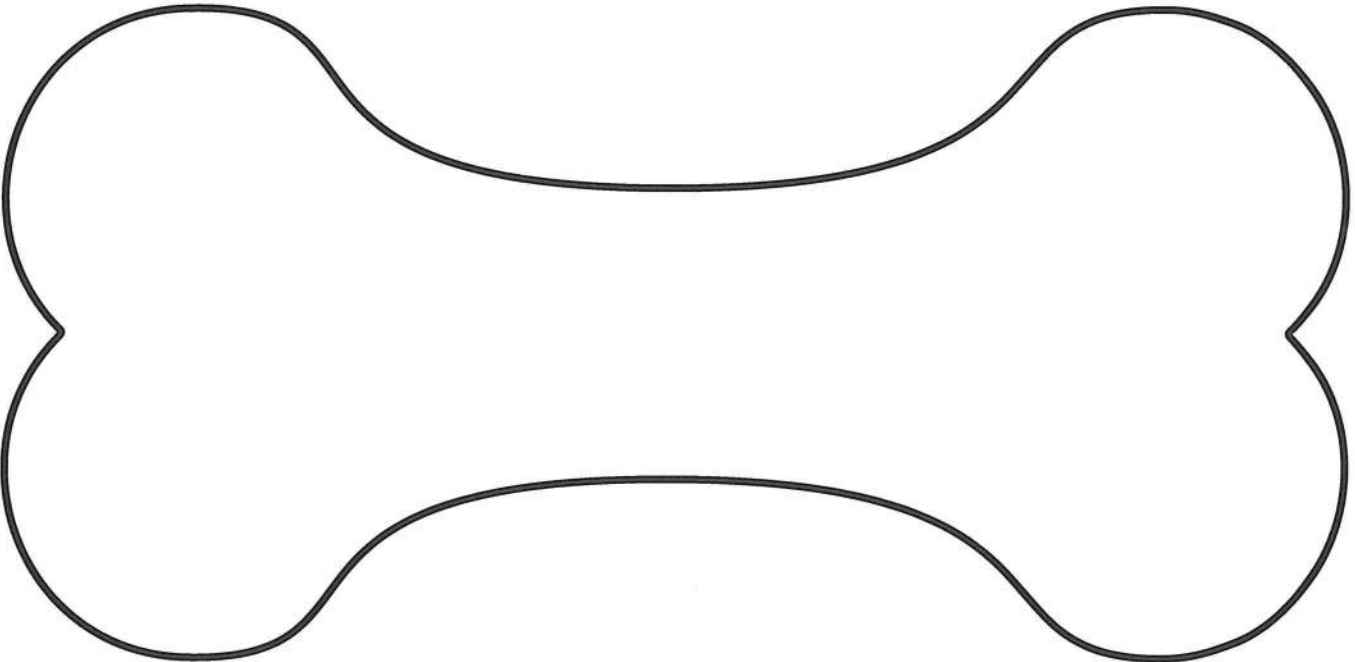
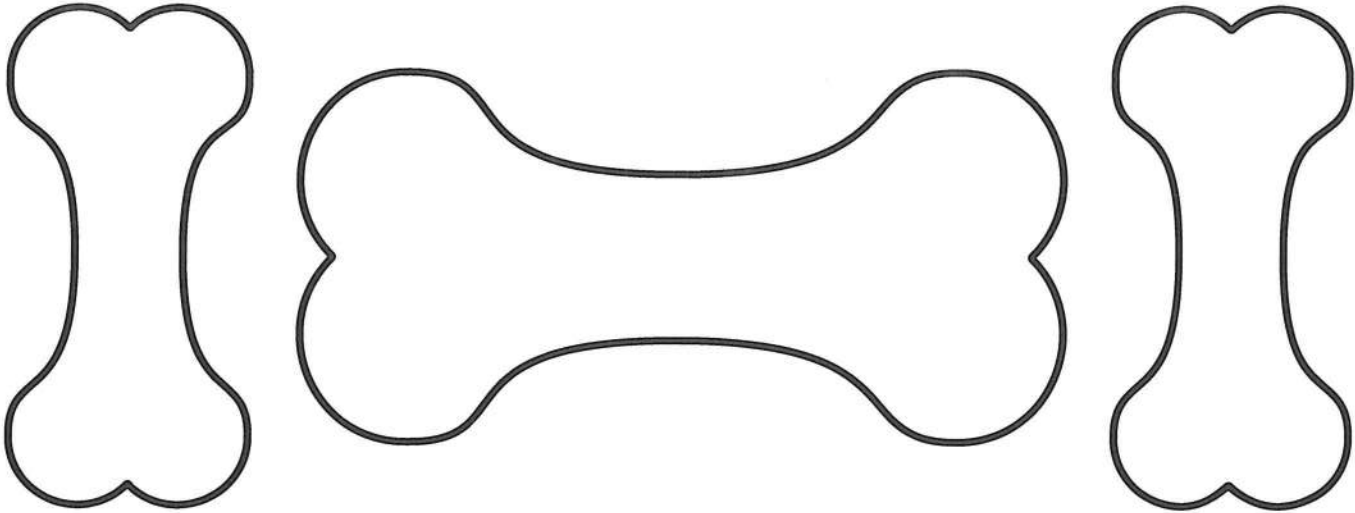
1. Colour and cut out your bones
2. Gather your materials! You will need your bones and any props the little paleontologist may like to use (torch, hat, small shovel, gloves, paint brush for brushing away dirt)
3. Hide your bones
4. Time to hunt for dinosaurs

















# RAINBOW SCAVENGER HUNT

primary *Amplify*














-  Find something red.
-  Find something yellow.
-  Find something orange.
-  Find something green.
-  Find something blue.
-  Find something purple.
-  Name a fruit that is red.
-  Name an animal that is yellow.
-  Name a vegetable that is orange.
-  Name a plant that is green.
-  Name a flower that is purple.
-  Name something outside that is blue.



# RAINBOW SCAVENGER HUNT

primary *Amplify*






-  Find something red.
-  Find something yellow.
-  Find something orange.
-  Find something green.
-  Find something blue.
-  Find something purple.
-  Name a fruit that is red.
-  Name an animal that is yellow.
-  Name a vegetable that is orange.
-  Name a plant that is green.
-  Name a flower that is purple.
-  Name something outside that is blue.



# RAINBOW SCAVENGER HUNT

primary *Empowering*




-  Find something red.
-  Find something yellow.
-  Find something orange.
-  Find something green.
-  Find something blue.
-  Find something purple.
-  Name a fruit that is red.
-  Name an animal that is yellow.
-  Name a vegetable that is orange.
-  Name a plant that is green.
-  Name a flower that is purple.
-  Name something outside that is blue.




# RAINBOW SCAVENGER HUNT

primary *Empowering*




-  Find something red.
-  Find something yellow.
-  Find something orange.
-  Find something green.
-  Find something blue.
-  Find something purple.
-  Name a fruit that is red.
-  Name an animal that is yellow.
-  Name a vegetable that is orange.
-  Name a plant that is green.
-  Name a flower that is purple.
-  Name something outside that is blue.












# HELP THE HEDGEHOG FIND THE SUN!



# HELP THE HEDGEHOG FIND THE SUN!



# BACKYARD CAMP OUT



## WHAT YOU NEED:

- Tent, swag, mosquito net or sheet
- Sleeping bag/blankets
- Mattresses or yoga mat
- Pillows
- Torch
- Marshmallows or dough (optional)

## STAR GAZING

Look into the sky at the stars.

Can you find any shapes?  
Connect the dots and see what shapes you can make.

Can you see the southern cross?  
Can you see the big emu?

## SET UP

- Set up your tent, swag, sheet cubby or mattress
- Lay some camping mattresses, or any other soft base such as yoga mats in your tent.
- Grab as many pillows as you wish to make your tent a comfy space.
- Use your torch once it gets dark as a lamp or for toilet runs!

## NO TENT? NO PROBLEM

Put out your swag, or mattress and mosquito net out on the balcony, build a sheet cubby in the living room or sleep close to a large window where you can look at the stars. Ask an adult to help you toast marshmallows in the kitchen to create a camping feel.



## MAKE A CAMPFIRE

If you have a fire pit at home or some old bricks around the backyard to make one, it is a great addition to your camp out, especially to toast marshmallows! Or make bread rolls by wrapping some dough around a stick.

All you need is some kindling such as twigs or newspaper, wood and matches.

If you are unable to have a camp fire, telling stories around some candles or toasting marshmallows on the stove can work well, with parental supervision!







